

# FORMA PARA REVISIÓN DE UN ASIENTO DE SEGURIDAD

<b>Padre</b>	Nombre	Apellido	Relación con el niño: <input type="checkbox"/> Padre <input type="checkbox"/> Esperando bebé <input type="checkbox"/> Otro: _____		
	Domicilio	Ciudad	Estado	Código Postal	
	Teléfono (       )	Email _____ @ _____			
<b>Niño</b>	Nombre	Edad (o fecha de estiración estimada)	Peso	Problemas médicos o de conducta	
	Marca		Modelo	Año	
<b>Asiento</b>	Quando adquirió el asiento del niño, estaba: <input type="checkbox"/> Nuevo <input type="checkbox"/> Usado <input type="checkbox"/> No sé	¿Ha sido usado en un choque? <input type="checkbox"/> No <input type="checkbox"/> Sí <input type="checkbox"/> No sé		¿Cómo se enteró de esta revisión?	

**Atención Padre o Proveedor de Cuidado del Niño: Por favor abroche al niño de la manera usual al comienzo de nuestra revisión.**

**Por favor lea y firme el siguiente enunciado:**

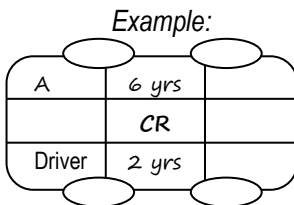
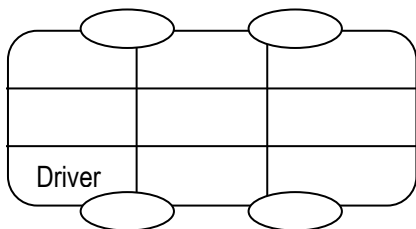
*Estoy solicitando una revisión de un asiento de seguridad. Entiendo que debo leer y seguir las instrucciones del fabricante que vienen con el asiento de seguridad y las del vehículo.* Firma

Fecha

<b>Checkers</b>	Name of Recorder	Signature of Recorder	Recorder cell number (       )
	Names of other Checkers		Checkup Location

### Location of child restraint and other passengers

Indicate location of *this* restraint with "CR". Indicate ages and positions of other passengers present.



#### Which Air Bags are present in the vehicle?

- Passenger, Front     Passenger, Side     Passenger, Knee  
 Inflatable Safety Belt     Back Seat, Side     Other: \_\_\_\_\_

#### Is there an Air Bag cut-off switch?

- No     Yes  
 Is it     On or     Off?

#### Other CR Information:

- Child not present     Booster or Safety Belt (skip to page 4)  
 CR not installed     Child restraint with harness  
     Rear-facing     Forward-facing

<b>Manuals and Instructions</b>	
<input type="checkbox"/> Yes <input type="checkbox"/> No	Caregiver brought CR Instruction Booklet
<input type="checkbox"/> Yes <input type="checkbox"/> No	Caregiver brought vehicle owner's manual
<input type="checkbox"/> Yes <input type="checkbox"/> No	Checker used manufacturer's instructions, including summary sheet(s) by SBS USA
<input type="checkbox"/> Yes <input type="checkbox"/> No	Checker used SRN LATCH manual for LATCH and/or tether guidelines
<b>Supervisor Sign-off</b> <i>initials of designated supervisors/CPSTIs required</i>	
Before seat is installed – <b>Harness threading</b> is checked	
Before family leaves checkup – <b>Final Installation</b> is checked	
Before family leaves checkup – <b>Checkup Form</b> reviewed	



## HOW CHILD ARRIVED AT THE CHECKUP (Child Restraint with Harness)

Items with ★ are required, even if child is not present

**OK Error N/A Complete this checklist (errors visible with CR installed) for all CRS WITH A HARNESS**

★			CR is in the back seat of the vehicle
★			Harness straps are flat, not rolled or twisted. If child present, on shoulders/chest/hips
			No slack in harness (pinch test)
★			No aftermarket product behind, under, or over child/CR
★			Chest clip at armpit level, threaded properly (if child not present, <b>OK</b> if there is a clip threaded properly)
★			Buckle latched securely (test by yanking upward)

**OK Error N/A Also complete this checklist if CR IS FACING REARWARD**

★			CR is not in front of an air bag
			Child's head is supported (at least 1" below top edge of shell or per manufacturer's instructions)
★			Straps are in slots at or below shoulders (or lowest available)
★			CR angle is correct per instructions; for infants, head lies back and keeps airway open
★			Carry handle is in correct position per instructions (Describe position: _____)

**OK Error N/A Also complete this checklist if CR IS FACING FORWARD**

★			This CR may be used facing forward
★			Child is at least two years old
			Child's head is supported (at least to middle of ears or per manufacturer's instructions)
			Straps are in slots at or above shoulders
★			Straps are in slots allowed per instructions (applies to some convertibles)
★			CR is adjusted to proper angle per instructions

**Remove child from CR now. Do not remove CR from car yet.**

## HOW CR IS INSTALLED

### Security of Installation

### Attachment system(s) in this seating position—mark all that apply

<input type="checkbox"/> CR moves <u>less</u> than 1" toward front, sides of car <input type="checkbox"/> CR moves <u>more</u> than 1"			<b>Available</b>	<b>Used</b>
	Lap-only belt	<input type="checkbox"/>	<input type="checkbox"/>	<input type="checkbox"/>
	Lap-shoulder belt	<input type="checkbox"/>	<input type="checkbox"/>	<input type="checkbox"/>
	Tether anchor	<input type="checkbox"/>	<input type="checkbox"/>	<input type="checkbox"/>
	Lower LATCH bars	<input type="checkbox"/>	<input type="checkbox"/>	<input type="checkbox"/>

### Mark all attachment errors

#### Vehicle Belt Errors

- Belt not in correct location on CR
- Slack in belt
- Switchable retractor not locked
- Locking latchplate slips on belt
- Locking clip needed, not used
- Locking clip in wrong location
- Used LATCH and vehicle belt
- Lock-off not used
- Inflatable belt used, not permitted

#### Lower LATCH Errors

- Strap in wrong part of CR
- Slack in strap(s)
- Connector upside down
- Center location, not authorized
- Two connectors on one anchor
- Attached to other metal part
- Attached to fabric
- Child too heavy

#### Tether Information

- CR has tether strap?  Yes  No  
 Tether strap  used  Not used

#### Forward-Facing CR Tether

- How attached to CR?  OK  Error  
 Tether anchor present?  Yes  No  
 How attached to car?  OK  Error  
 Slack in tether strap?  Yes  No

#### Rear-Facing CR Tether

- Used per instructions  Error

Other: \_\_\_\_\_

**Remove CR from car now.**

## IDENTIFY AND INSPECT THE CHILD RESTRAINT

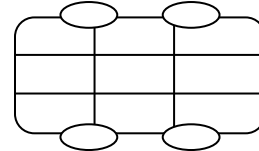
- Manufacturer's name \_\_\_\_\_  Not found (refer to Color Pictorial)  
 Model name \_\_\_\_\_  Not found (refer to Color Pictorial)  
 Model # \_\_\_\_\_  Not found on CR  
 Date made \_\_\_\_\_  Not found on CR  
 Visible damage  No  Yes      CR history  known  unknown  crash/damage \_\_\_\_\_  
 Recalls, warnings  No  Yes      Recall repairable?  No  Yes  
 Circled info on parent's copy of recall list      Usable until repaired?  Yes  No!

**Please get LATCH manual and SBS USA summary sheet before continuing!**

### How the Child left Checkup - CR appropriate for Child

- Yes, appropriate CR brought to checkup  
 No, recommended replace CR  
 Yes, different CR installed at checkup  
 (provide information on bottom of page 4!)

### Write "CR" to show final seating position



For booster and safety belt, go back to page 4; all others, continue below. Items with \* required, even if child is not present.

### How the Child left Checkup - Harness

- Harness threaded (not just slots) per instructions\*  
 OK on arrival OR  Corrected by checker  
 Harness slots used  N/A -no-rethread harness  
 \_\_\_\_ Slot # (top slot is #1, next lower #2, etc.)\*
- Harness straps shortened (loops)  N/A  
 Shoulder straps  Hip Straps  Crotch buckle  
 Crotch slot used\*  Inner/only  Middle  Outer  
 All strap ends secured, not dangling\*

**Have a supervisor check harness threading and sign on pg. 1 before continuing!**

### How the Child left Checkup - Final Installation

<p><b>Firmness of Installation</b></p> <p><input type="checkbox"/> CR moves less than 1"</p> <p><input type="checkbox"/> CR moves more than 1" Get checkup supervisor! Reason: _____</p> <hr/> <p><b>Direction CR is facing*</b></p> <p><input type="checkbox"/> Rearward    <input type="checkbox"/> Forward</p> <p><b>Carry handle location</b> <input type="checkbox"/> N/A</p> <p><input type="checkbox"/> Locked in position allowed per manufacturer's instructions</p> <p>Describe: _____</p> <p><b>ARB/Load Leg</b> <input type="checkbox"/> N/A <input type="checkbox"/> used per instructions</p> <p><b>Angle adjustment (mark all that apply)</b></p> <p>Rear-facing CR</p> <p><input type="checkbox"/> Baby's head does not flop forward</p> <p><input type="checkbox"/> Reclined per instructions*</p> <p><input type="checkbox"/> Adjusted CR recline mechanism*</p> <p><input type="checkbox"/> Added rolled towel or noodle*</p> <p>Forward-facing CR*</p> <p><input type="checkbox"/> Upright</p> <p><input type="checkbox"/> Reclined per instructions</p>	<p><b>Location of belt or latch strap</b></p> <p><input type="checkbox"/> Behind child, through tunnel</p> <p><input type="checkbox"/> Under child's feet, through tunnel</p> <p><input type="checkbox"/> Through slots, over child</p> <p><input type="checkbox"/> Through detachable base</p> <p><b>Shoulder belt:</b> <input type="checkbox"/> in slot/tunnel with lap belt <input type="checkbox"/> lies against vehicle seatback</p> <p><b>Vehicle belt info</b> (skip if not used)</p> <p><b>Type of vehicle belt used</b></p> <p><input type="checkbox"/> Lap-only belt</p> <p><input type="checkbox"/> Continuous lap-shoulder belt</p> <p><input type="checkbox"/> Separate lap and shoulder belts</p> <p><input type="checkbox"/> Inflatable belt</p> <p><b>How vehicle belt is locked</b></p> <p><input type="checkbox"/> CR lock-off used</p> <p><input type="checkbox"/> Retractor locked</p> <p><input type="checkbox"/> Locking latchplate (no action needed)</p> <p><input type="checkbox"/> Locking latchplate (twisted belt to lock)</p> <p><input type="checkbox"/> Locking clip on lap-shoulder belt</p> <p>Other belt actions _____</p> <p><b>LATCH info</b> (skip if not used)</p> <p><input type="checkbox"/> Verified connection with metal bars by touch</p> <p><input type="checkbox"/> Verified top of connector is on top</p> <p><input type="checkbox"/> Verified maximum weight</p>	<p><b>Tether Strap</b> (Check all that apply)</p> <p><input type="checkbox"/> Attached to vehicle per instructions</p> <p><input type="checkbox"/> Not used in final installation (check all that apply)</p> <p><input type="checkbox"/> Tether strap and anchor available, not used</p> <p><input type="checkbox"/> No tether strap on CR</p> <p><input type="checkbox"/> No tether anchor in car; gave parent part # _____</p> <p><input type="checkbox"/> No tether anchor in car; not available</p> <p><b>Unused shoulder belt near child</b></p> <p><input type="checkbox"/> None    <input type="checkbox"/> Retractor locked</p> <p><input type="checkbox"/> No retractor</p> <p><b>CR contacts front passenger seat</b></p> <p><input type="checkbox"/> Yes    <input type="checkbox"/> No</p> <p><b>Loose objects discussed</b></p> <p><input type="checkbox"/> Yes    <input type="checkbox"/> stowed</p> <p><b>Final Harnessing</b></p> <p><input type="checkbox"/> No slack in webbing (pinch test)</p> <p><input type="checkbox"/> Retainer clip placed properly*</p> <p><input type="checkbox"/> Buckle tested by yanking up*</p>
--	---	---

**Have a supervisor check final installation, review checkup form, and sign on pg. 1 before family leaves!**

## HOW CHILD IN BOOSTER OR SAFETY BELT ARRIVED AT THE CHECKUP

### Type of belt

Lap-only belt  Lap-Shoulder belt

### Belt positioning

#### Booster/Vest

- Shoulder belt path  as per instructions  
 incorrect, describe \_\_\_\_\_
- Lap belt path  as per instructions  
 incorrect, describe \_\_\_\_\_

#### other attachments used (mark all that apply)

- Top Tether  correct  incorrect \_\_\_\_\_
- Lower LATCH  correct  incorrect \_\_\_\_\_
- non-certified accessory \_\_\_\_\_

#### Safety Belt only (no booster)

- Shoulder belt fit  N/A (lap belt only)  
 correct  incorrect, describe \_\_\_\_\_
- Lap belt fit  
 correct  incorrect, describe \_\_\_\_\_
- other errors, describe: \_\_\_\_\_
- non-certified accessory \_\_\_\_\_

**Remove booster/vest from car now and go to page 3!**

## HOW CHILD IN BOOSTER OR SAFETY BELT LEFT THE CHECKUP

\* Get assistance and authorization from checkup supervisor before child leaves checkup.

\*\* Locking the shoulder belt on a younger child can prevent entanglement and/or slipping out of position. Check recommendations of both vehicle and child restraint manufacturer.

- Child arrived in combination seat; harness was removed by checker
- Booster/vest  Lap belt\*  Lap-shoulder belt  Other

### Please fill in items below for child in safety belt OR booster:

- Child sits all the way back without slouching  Yes  No\*
- Shoulder belt touches center of shoulder and chest  Yes  No\*
- Shoulder belt snug, straight path from anchor to buckle  Yes  No\*
- Lap belt touches upper thighs  Yes  No\*
- Lap belt is snug  Yes  No\*
- Head is supported by booster or vehicle seatback  Yes  No\*

#### Items for boosters only:

- Child's weight is within limits per instructions  Yes  No\*
- Child is at least age 4 and able to sit still w/o 5-pt harness  Yes  No\*
- Shoulder belt guide used  Yes  No  Not needed/available
- Unused shoulder belt next to child is locked  Yes  No  Not present
- Booster attached with lower LATCH per instructions  Yes  No  Not authorized/available

### Recommendations made to parent:

Child needs CR with harness

Other recommendations \_\_\_\_\_

### Fill out information below if child left in a different safety seat or booster.

Manufacturer \_\_\_\_\_ Model name \_\_\_\_\_ Model # \_\_\_\_\_

Date of manufacture \_\_\_\_\_

CR provided by:  Parent  Sponsoring organization Donation \$ \_\_\_\_\_ Authorized by \_\_\_\_\_

Complete page 3 for seats with harness; this page for boosters.