



DOREL COSCO APT 50

Type: Convertible

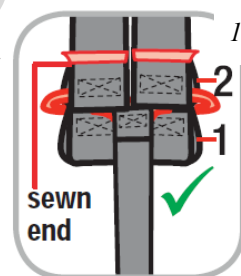
Last date made: Current

First made: 2014

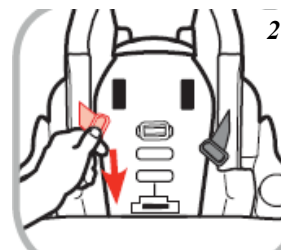
Weight limits: 5 to 40 lbs. rear-facing, 22 to 50 lbs. and at least two years old forward-facing.

Harness: 5-point harness

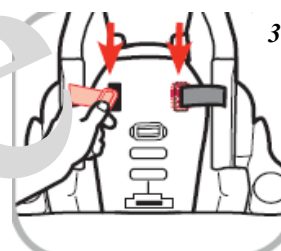
Harness: The shoulder straps are attached to a splitter plate behind the seat. Pull the strap end in front of the seat to tighten the harness. Press lever and pull on shoulder straps to lock. There are two sets of loops on harness ends (diagram 1).



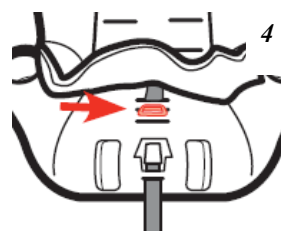
Harness slots: There are six sets of slots. All shoulder strap slot positions are permitted for forward-facing use. To change shoulder strap slots, remove the straps from splitter plate behind seat, re-thread straps through desired slots, re-attach to splitter plate. Sewn end of harness straps must face outward (diagram 1). **When using lowest set of slots, upper set of harness loops must be used (diagram 1) and lap straps must be anchored to innermost slots on bottom of restraint (diagrams 2 & 3).**



To change lap strap anchorage position, use flathead screwdriver to remove metal anchors from outer slots. Twist anchors sideways, feed through inner anchorage slots, and pull to be sure anchors are flush against restraint. Also, when using lowest set of harness strap slots, route crotch strap as shown in diagram 4.



Crotch strap: There are three crotch strap positions. Use position that is closest to but not under child. Crotch strap is attached to a metal anchor under seat. To change position, feed anchor up through slot to top of seat and re-thread through desired slot.



Angle adjustment: None. Use bottom level to ground line on side of restraint for children 5-22 lbs. Use top level to ground line for 22-40 lbs.

SEE PAGE 2